


2020-2021

Waste Collection Calendar Guide



Get the Waste Buddy App
at whitby.ca/waste



whitby.ca/waste





Index

- 4 ■ Blue Area Collection Schedule
- 6 ■ Yellow Area Collection Schedule
- 8 ■ Blue Box Collection
- 8 ■ Green Bin Collection
- 9 ■ Residual Waste Collection
- 10 ■ Leaf and Yard Waste Collection
- 11 ■ Special Collection
- 11 ■ Reuse and Take-back
- 12 ■ Battery Recycling
- 12 ■ Regional Waste Management Facilities
- 13 ■ Household Hazardous Waste
- 14 ■ Waste Collection Safety; Sharps and Broken Glass
- 14 ■ Litter and Illegal Dumping
- 15 ■ Know Before You Throw

Need Help Finding Your Waste Collection Day?



Check the map

Visit whitby.ca/waste

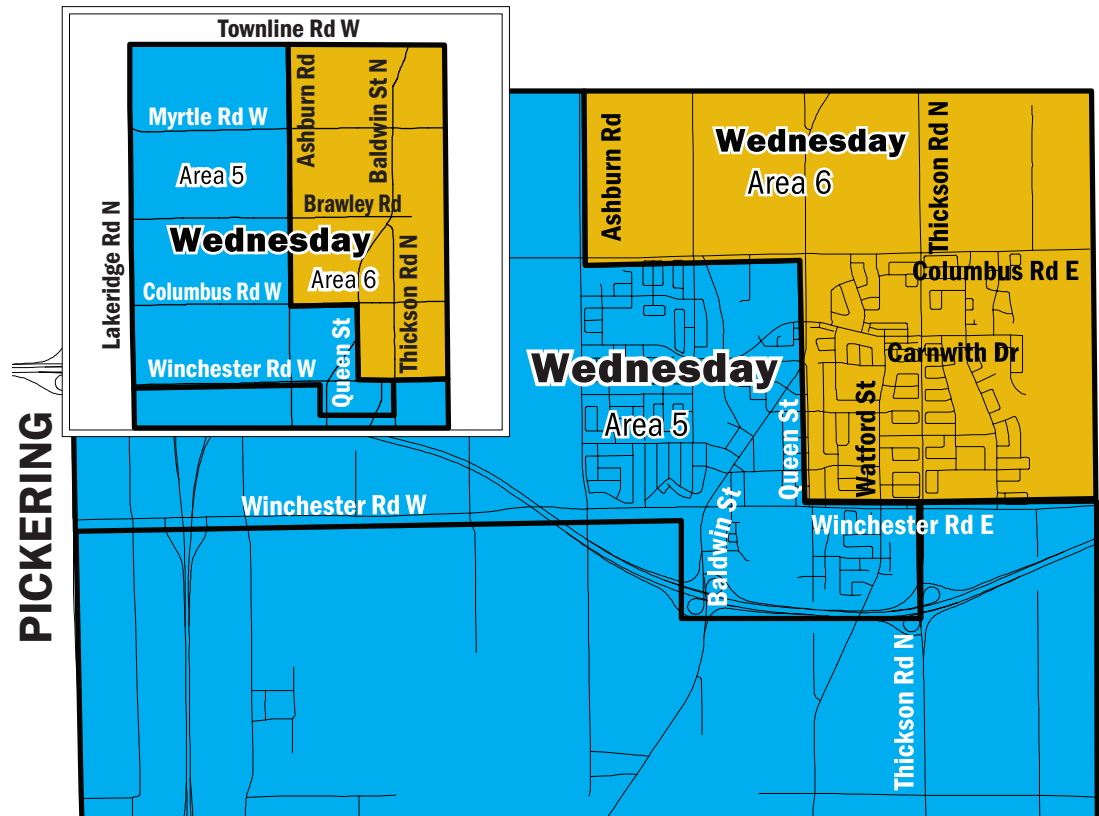
Call 905.668.3437

If your address falls in the blue areas of the map,
your schedule is on pages 4-5

If your address falls in the yellow areas of the map,
your schedule is on pages 6-7




Get the free Waste Buddy App!
Never miss your garbage day again.
whitby.ca/waste





RETHINK YOUR WASTE

Did you know the average North American is making twice as much waste as we did 50 years ago?"



- 1** Reduce food waste by buying only what you need



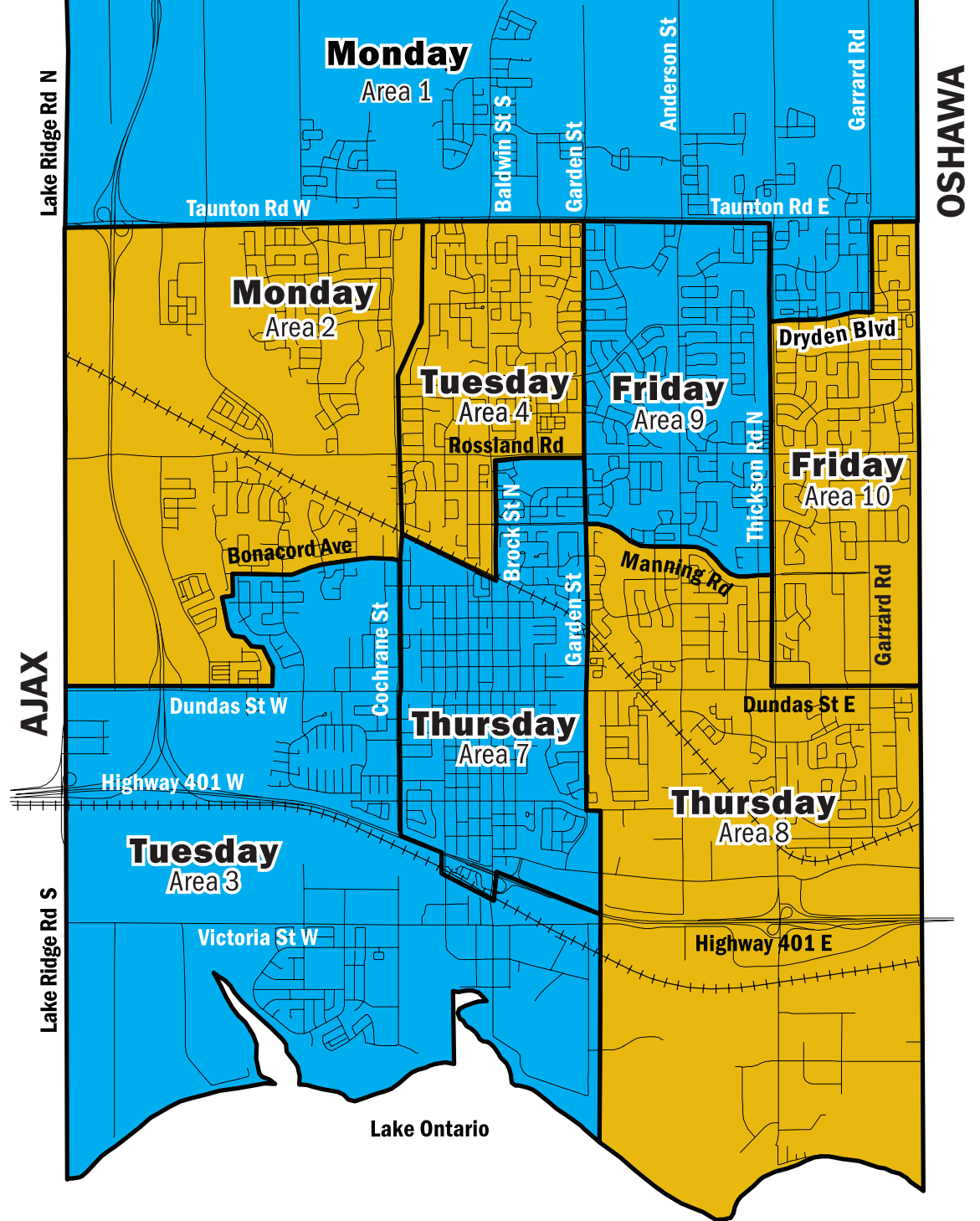
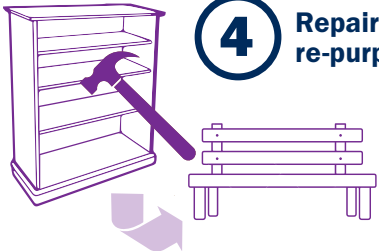
- 2** Pledge to stop using single use plastics



- 3** Sort your waste



- 4** Repair and re-purpose



Blue Area Collection Schedule

SCHEDULE FOR ODD NUMBERED AREAS:

Monday 1, Tuesday 3, Wednesday 5, Thursday 7 and Friday 9

My collection day is:

Check the map on pages 2-3.


June 2020

	mon	tue	wed	thu	fri	sat
	1	2	3	4	5	6
	8	9	10	11	12	13
	15	16	17	18	19	20
	22	23	24	25	26	27
	29	30				

July 2020

	mon	tue	wed	thu	fri	sat
			1	2	3	4
	6	7	8	9	10	11
	13	14	15	16	17	18
	20	21	22	23	24	25
	27	28	29	30	31	

August 2020

	mon	tue	wed	thu	fri	sat
	3	4	5	6	7	8
	10	11	12	13	14	15
	17	18	19	20	21	22
	24	25	26	27	28	29
	31					

September 2020

	mon	tue	wed	thu	fri	sat
		1	2	3	4	5
	7	8	9	10	11	12
	14	15	16	17	18	19
	21	22	23	24	25	26
	28	29	30			

October 2020

	mon	tue	wed	thu	fri	sat
				1	2	3
	5	6	7	8	9	10
	12	13	14	15	16	17
	19	20	21	22	23	24
	26	27	28	29	30	31

November 2020

	mon	tue	wed	thu	fri	sat
	2	3	4	5	6	7
	9	10	11	12	13	14
	16	17	18	19	20	21
	23	24	25	26	27	28
	30					



Out by
7:00 a.m.



Green Bin



Blue Box



Yard Waste



Garbage



Christmas Tree



Pumpkin

Collection Programs

December 2020





	mon	tue	wed	thu	fri	sat
		1	2	3	4	5
	7	8	9	10	11	12
	14	15	16	17	18	19
	21	22	23	24	25 Bump a Day!	26
	28	29	30	31		

Dec 25th will be collected Dec 26th.

January 2021

	mon	tue	wed	thu	fri	sat
					1 Bump a Day!	2
	4	5	6	7	8	9
	11	12	13	14	15	16
	18	19	20	21	22	23
	25	26	27	28	29	30

February 2021

	mon	tue	wed	thu	fri	sat
	1	2	3	4	5	6
	8	9	10	11	12	13
	15 Bump a Day!	16	17	18	19	20
	22	23	24	25	26	27

March 2021

	mon	tue	wed	thu	fri	sat
	1	2	3	4	5	6
	8	9	10	11	12	13
	15	16	17	18	19	20
	22	23	24	25	26	27
	29	30	31			

April 2021

	mon	tue	wed	thu	fri	sat
				1	2 Bump a Day!	3
	5 Bump a Day!	6	7	8	9	10
	12	13	14	15	16	17
	19	20	21	22	23	24
	26	27	28	29	30	

May 2021

	mon	tue	wed	thu	fri	sat
	3	4	5	6	7	8
	10	11	12	13	14	15
	17	18	19	20	21	22
	24 Bump a Day!	25	26	27	28	29
	31					

Holiday Waste Collection Change – REMEMBER after a holiday... Bump a Day!

On weeks with a statutory holiday, collection will take place one day after your regular collection day.



Battery Collection Dates:

November 2 to 6, 2020 and April 19 to 23, 2021.
On your regular blue box collection day
visit durham.ca/waste



Caution with Sharps and Broken Objects

keep your waste collector safe!
(See pages 13-14).

Whitby's Waste Wizard

See Whitby's Waste Wizard at
whitby.ca/waste for guidance
in sorting your waste.



Yellow Area Collection Schedule




SCHEDULE FOR EVEN NUMBERED AREAS:

Monday 2, Tuesday 4, Wednesday 6, Thursday 8 and Friday 10

My collection day is:

Check the map on pages 2-3.




June 2020

	mon	tue	wed	thu	fri	sat
	1	2	3	4	5	6
	8	9	10	11	12	13
	15	16	17	18	19	20
	22	23	24	25	26	27
	29	30				






July 2020

	mon	tue	wed	thu	fri	sat
			1	2	3	4
			Bump a Day! → → → →			
	6	7	8	9	10	11
	13	14	15	16	17	18
	20	21	22	23	24	25
	27	28	29	30	31	






August 2020

	mon	tue	wed	thu	fri	sat
	3	4	5	6	7	8
	Bump a Day! → → → → →					
	10	11	12	13	14	15
	17	18	19	20	21	22
	24	25	26	27	28	29
	31					

September 2020

	mon	tue	wed	thu	fri	sat
		1	2	3	4	5
	7	8	9	10	11	12
	Bump a Day! → → → → →					
	14	15	16	17	18	19
	21	22	23	24	25	26
	28	29	30			

October 2020

	mon	tue	wed	thu	fri	sat
				1	2	3
	5	6	7	8	9	10
	12	13	14	15	16	17
	Bump a Day! → → → → →					
	19	20	21	22	23	24
	26	27	28	29	30	31

November 2020

	mon	tue	wed	thu	fri	sat
	2	3	4	5	6	7
	9	10	11	12	13	14
	16	17	18	19	20	21
	23	24	25	26	27	28
	30					



Out by
7:00 a.m.



Green Bin



Blue Box



Yard Waste



Garbage



Christmas Tree



Pumpkin

Collection Programs

December 2020

	mon	tue	wed	thu	fri	sat
		1	2	3	4	5
	7	8	9	10	11	12
	14	15	16	17	18	19
	21	22	23	24	25	26
	28	29	30	31		

Dec 25th will be collected Dec 26th.

January 2021

	mon	tue	wed	thu	fri	sat
					1	2
	4	5	6	7	8	9
	11	12	13	14	15	16
	18	19	20	21	22	23
	25	26	27	28	29	30

February 2021

	mon	tue	wed	thu	fri	sat
	1	2	3	4	5	6
	8	9	10	11	12	13
	15	16	17	18	19	20
	22	23	24	25	26	27

March 2021

	mon	tue	wed	thu	fri	sat
	1	2	3	4	5	6
	8	9	10	11	12	13
	15	16	17	18	19	20
	22	23	24	25	26	27
	29	30	31			

April 2021

	mon	tue	wed	thu	fri	sat
				1	2	3
	5	6	7	8	9	10
	12	13	14	15	16	17
	19	20	21	22	23	24
	26	27	28	29	30	

May 2021

	mon	tue	wed	thu	fri	sat
	3	4	5	6	7	8
	10	11	12	13	14	15
	17	18	19	20	21	22
	24	25	26	27	28	29
	31					

Holiday Waste Collection Change – REMEMBER after a holiday... Bump a Day!

On weeks with a statutory holiday, collection will take place one day after your regular collection day.



Battery Collection Dates:

November 2 to 6, 2020 and April 19 to 23, 2021.
On your regular blue box collection day
visit durham.ca/waste



Caution with Sharps and Broken Objects

keep your waste collector safe!
(See pages 13-14).

Whitby's Waste Wizard

See Whitby's Waste Wizard at
whitby.ca/waste for guidance
in sorting your waste.





Blue Box weekly collection

1

Be sure to have your blue box to the curb by **7:00 a.m.** on the day of your collection.

**7:00 a.m.**

2

Containers go in one blue box and papers go in the other blue box.



3

Flatten, bundle and tie cardboard and place between or beside your blue box.



4

Rinse all containers and ensure they are free of grease, liquid or food.



5

On windy days, put your blue box out the morning of collection rather than the night before, or consider holding onto your recycling until your next collection. Stack blue boxes to prevent papers from blowing away.



6

Don't overload your blue boxes. The maximum allowed weight per box is **20 kilograms (44 pounds)**. Additional blue boxes can be purchased from the Durham Region Waste Management Centre.



Green Bin weekly collection

1

Set your green bin out for collection every week by **7:00 a.m.** even if it is only partially full.

**7:00 a.m.**

2

The maximum weight per green bin is **20 Kilograms (44 Pounds)**.

**Max.
44 pounds**

3

Use only certified compostable bags, paper based liners or newspapers to line your green bin. All material must be bagged, with the exception of fiber egg cartons and drink trays. Loose organics will not be collected.



4

Purchase **only** certified compostable bags with at least one of the accepted logos.



Green Bin Tips to Remember...

- No plastic bags, No pet waste, No diapers!
- Remove all plastic food wrap and packaging and place in residual waste.
- Store your green bin in your garage or outside in the shade.
- To reduce odours during summer months, store meat scraps in your freezer until collection day.
- To avoid exceeding the weight limit, purchase an additional green bin (see below).
- Mark your address in the white bar on the front of your green bin.

Need a Blue Box or Green Bin? Residents can purchase additional blue boxes and green bins from the **Durham Region Waste Management Centre**, 4600 Garrard Rd., Whitby, ON ■ 1-800-667-5671 or 905.697.5300 ■ Monday to Friday 8:30 a.m. to 4:30 p.m. **A fee will apply for extra blue boxes or green bins. Damaged containers can be exchanged free of charge at this location.*

Whitby's Waste Wizard

For guidance on sorting your waste, see page 15 or see Whitby's Waste Wizard at whitby.ca/waste.



Residual Waste every second week collection

1

Have waste out by **7:00 a.m.**
Garbage collection occurs every other week according to your schedule (see map on pages 2 or 3).



7:00 a.m.

2

Place bags at the curb beside your green bin.
Waste in garbage cans or returnable containers will not be collected.



3

Bags that break when lifted will not be collected.
Bag weight must not exceed **20 kg (44 lbs)**.
Refer to bag size info at bottom right of page.



4

Maximum of 4 garbage bags every other week is allowed. Additional bags must have pre-purchased bag-tags affixed to the neck of the bag.



5

Garbage bags will not be collected if contents have **materials that can be diverted** through the green bin or blue box programs.



6

Collection point – place garbage and green bin side by side at the end of your driveway. Do not place waste behind or on top of snowbanks.



Exemption on Bag Limits

Residents who are unable to meet the bag limit restrictions due to a medical condition, or those that have three children under the age of three may qualify for Whitby's Special Consideration Program. For more information about this program, please contact the Town of Whitby Operations Centre at 905.668.3437.

Tips to Keep Pests Out of the Garbage

Prevent pesky animals from getting into your garbage by placing waste out the morning of your collection day. Make sure to use your green bin for all of your food waste and rinse food containers and meat trays before placing them in your garbage (or recycling). Never spray bags with bleach or cayenne pepper as this is a safety hazard to waste collectors.

Bag Tag Sales and Battery Drop-off Locations

Garbage bag tags are sold in sheets of 5 tags (\$2.50/tag) and are available at the locations listed below:

Town of Whitby Municipal Office

575 Rossland Road East ■ 905.668.5803*

Whitby Civic Recreation Complex

555 Rossland Road East ■ 905.666.1991*

Iroquois Park Sports Centre

500 Victoria Street West ■ 905.668.7765*

Whitby Seniors' Activity Centre

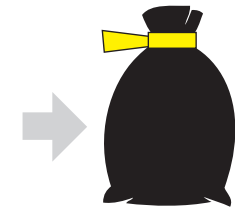
801 Brock Street South ■ 905.668.1424*

Whitby Central Library

405 Dundas Street West ■ 905.668.6531*

Brooklin Community Centre and Library

8 Vipond Road ■ 905.655.2010*



Stickers for CFC

removal for fridges and freezers (or anything containing refrigerants) are also sold at these locations for \$20 each. Bookings required. See page 11 for details.

*Please call ahead for hours of operation. These locations also accept used batteries at drop-off bins.

Size Restrictions – Residual Waste Collection Bags

Make sure you use standard sized garbage bags only. Bags must be no larger than **66 by 90 centimetres (26 by 36 inches)** at the **time of purchase**. Bags must not exceed **20 kilograms (44 pounds)**.





Leaf and Yard Waste seasonal every second week collection


1

Yard waste collection runs from April to early December and is on the same week as your garbage collection. Be sure to have yard waste out to the curb by **7:00 a.m.**

**7:00 a.m.**

2

Acceptable items include brush, leaves, branches, Christmas trees, garden trimmings, pumpkins, gourds, corn stalks, fallen fruit, plant and garden waste. **No grass clippings.**



3

Use Kraft paper bags or a labeled approved returnable open-top container. For definition of approved returnable container, see By-Law No. 5795-06.



4

Maximum weight per container, bag or bundle is not to exceed **20 kilograms (44 pounds)**. Limit of 16 items per collection (limit does not apply for bagged leaves in the fall months).

**Max.
44 pounds**

5

Securely tie branches and brush in bundles up to **1 metre (3.2 feet)** in length and **0.7 metres (2.5 feet)** in width. Individual branches must not exceed **10 centimetres (4 inches)** in diameter.



Unacceptable Yard Waste items

Grass clippings, hay bales, sod, soil, tree stumps, stones, plastic flower pots, milled lumber, lattice and aeration plugs.



Bags that are overweight or break will not be collected.



Grasscycling: "Cut it high and let it lie"

Grass clippings are not accepted in any Whitby waste programs. Instead, Grasscycle your clippings.

Grasscycling is the process of recycling grass clippings by leaving them on the lawn to break down naturally. This returns nutrients back into the soil, reducing the need for fertilizers and lawn watering. Grasscycling also helps reduce the amount of waste that is disposed of and eases the strain on our collection and composting programs.




Grasscycling tips:

- Allow your lawn to grow to at least 9 cm. (3.5 in.) in height before mowing it down to 6 cm. (2.3 in.).
- Do not cut your grass during a drought or when grass is wet.
- Grasscycling will make your lawn look healthier by recycling nutrients back into the soil.
- Grass clippings are comprised of 80 to 90% water and will disappear within a few days, leaving no mess on your lawn!

Christmas Tree Collection

Christmas tree collection occurs during specified weeks in January – **refer to waste schedule (pages 5-7)**. Natural Christmas trees should be free of any tinsel, decorations, wire, stands or any bags. Trees longer than 3 metres (10 feet) should be cut in half. Residents are reminded to set Christmas trees out on a cleared portion of your driveway. **Trees frozen in snow banks will not be collected.**



Special Collections

Large item collection

- Residents can schedule a special collection for up to 12 items per booking. **Please note fees may apply.**
- Bookings are based upon availability and should be done in advance. Same day requests are not available. All items are to be scheduled within the same booking session. Items booked at a later time, will be subject to additional collection fees.
- Special collections must be set out at end of your driveway by **7:00 a.m.** on the scheduled collection date, and **not earlier than 8:00 p.m.** the night before collection.
- To cancel or reschedule a special collection, at least **two business days'** notice must be provided before the day of your collection.
- Ensure nothing is blocking access to your bulky items on your collection day or your items may not be collected.
- **Construction or home renovation waste is not accepted in this program.**



Scheduling a Special Collection

Residents can schedule their special collection either online or by telephone.



Online bookings: whitby.ca/specialcollection



Telephone bookings: Whitby Operations Centre
Monday to Friday 7:30 a.m. to 4:00 p.m. 905.668.3437

Reuse and Take-back

Consider donating your gently used items to a charitable organization that accepts reusable items. Please contact these organizations for location and accepted items:

- **Canadian Diabetes** – 1.800.505.5525 – diabetes.ca
- **Habitat for Humanity** – 1.877.758.4343 – habitatdurham.com
- **Salvation Army** – 905.666.0868 – salvationarmy.ca
- **Tire Return to Retail Program** – canadiantire.ca/en/ontario-used-tire-recycling-program



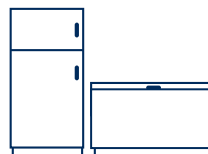
Reuse Days...Pass it on!
Attend one of the Region of Durham's Reuse days.
For more information, visit durham.ca/waste.

Diverting More From Disposal

Through the special collections program, residents can recycle a number of items that include:



Metal goods: Acceptable items include, but are not limited to; stoves, washers, dryers, ladders, wheel barrows, barbecues and bed frames.



CFC (fridges and freezers): There is a **\$20** fee for the safe removal of CFC (chlorofluorocarbon) refrigerants from appliances such as fridges, freezers, air conditioners, water coolers and dehumidifiers. CFC stickers can be purchased from Town locations (see page 9). Fridge and freezer doors should be duct-taped closed. Do not remove doors or place additional waste inside.



Electronics: Acceptable items include but are not limited to computers, audiovisual devices, cameras, printers, scanners and televisions. Remember to remove personal data from your electronics.



Porcelain: Acceptable items include toilets, bidets, sinks, soap dishes and toilet roll holders. For two-piece toilets, tanks must be separated from the bowl. Do not place in cardboard box.

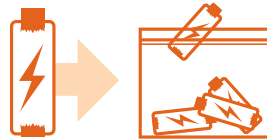


Battery Recycling Spring and Fall curbside collection

Durham's curbside battery recycling program offers two collections per year, one in the spring and the other in the fall. Consult your waste collection schedule for your battery collection dates. **Residents can also drop off used batteries throughout the year at the Town facilities listed on page 9.**

1

Place used or unwanted household batteries in a clear zipper style bag. **Be sure to tape the terminals on your batteries**, especially on 9V and button cell batteries to reduce the risk of short-circuit.



2

Label bag with battery sticker provided or print a label from durham.ca/waste.




3

Place sealed and labeled battery-bag on top of blue box (papers) on your designated battery collection day.



Accepted

Undamaged, single use, dry cell and rechargeable household batteries.



Unacceptable

Automotive batteries, damaged, leaking or wet cell batteries should be placed in a leak-proof container and delivered to Durham Region's Waste Management Facility (listed on the right).



Regional Waste Management Facilities

Simcoe St. N.	Conlin Rd.		Ritson Rd. N.
	Taunton Rd.		
	Rossland Rd.		

Waste Management Facility

1640 Ritson Road North, Oshawa
905.433.2050
Tuesday to Saturday
8 a.m. to 4 p.m.
(Closed Sundays, Mondays and holidays)

Brock Rd.	Hwy 401		Church St.
	Bayly St.		
	Clements Rd.		

Private Waste Disposal Facility: Miller Waste Systems

1220 Squires Beach Road, Pickering
905.426.4222

Note: This privately operated waste disposal site contains a Regional HHW facility. HHW material only is accepted free of charge. Refer to page 13 for accepted items.

Clarington Blvd.	Stevens Rd.		Bowmanville Ave. (Hwy 57)
	King St. W.		

Clarington Household Special Waste Depot

1998 Bowmanville Avenue
905.623.4387 X6086
Wednesday to Friday 10 a.m. to 6 p.m.
Saturday and Sunday 8 a.m. to 4 p.m.
(Closed Mondays, Tuesday and holidays)

Note: Broken bins can also be exchanged at this location.

Waste Disposal Fees

- Disposal fees may apply for mixed loads and are subject to change
- Fees are payable by cash, VISA, MasterCard™ or debit card
- No cheques accepted

Household Hazardous Waste


Where Do I Take My Household Hazardous Waste?

Residents can take their Household Hazardous Waste Items (HHW) to one of the Regional Waste Management (drop-off) facilities (listed on page 12) **free of charge**. Residents can also visit the following websites to find a retail take-back location near them.

Visit makethedrop.ca
for participating HHW take-back locations

Visit productcare.org
for participating paint take-back locations

How to Dispose of Medical Waste, Needles & Syringes



Never throw needles or syringes in the garbage or recycling. They pose a serious hazard to your waste collector and the community. Ask your pharmacy for a free medical sharps container and return them to a participating pharmacy location. Visit healthsteward.ca for more information on take back locations.

Medical waste such as IV tubing, IV bags, latex gloves, and absorbent products are accepted in your regular garbage. Please ensure any liquids from dialysis or IV tubing is rinsed with saline solution, drained and left uncapped before being placed in the regular garbage. All medical waste must be double bagged. Please contact the Town of Whitby for more information.

Accepted Household Hazardous Waste Items

Automotive Products

- Antifreeze, autobody filler
- Automotive batteries – lead acid
- Brake fluid, fuel additives
- Gasoline (in ULC approved container)
- Oil filters, used motor oil
- Windshield washer fluid



Batteries

- General household batteries
- Rechargeable batteries, vehicle batteries



Electronics

- Computers, monitors printers, scanners, fax machines
- Cell phones, telephones, answering machines
- VCR and DVD players, radio, stereos, speakers
- Camcorders, cables, televisions and gaming consoles



Paints and Solvents

- Acetone, latex paint, lead and oil based paint
- Paint thinner, other solvents



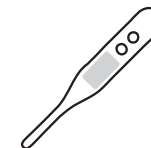
Empty Tanks

- Butane, helium or propane tanks



Mercury Containing Products

- Thermometers, thermostats



Household Products

- Abrasive cleaners, aerosol products
- Disinfectants, bleach, drain cleaner
- Shoe polish, toilet bowl cleaner



Gardening and Pest Control

- Fungicides, herbicides, insecticides
- Flea/tick products, rat poison



Personal Care Products

- Hair dye, hair spray, hydrogen peroxide
- Nail polish and nail polish remover
- Perfumes and lotions



Miscellaneous

- Compact fluorescent light bulbs and tubes
- Swimming pool chemicals, smoke detectors





Waste Collection Safety

Winter Safety

Help waste management staff do their job safely during the winter months by placing your waste and recycling out on the snow **cleared portion of your driveway**. Please do not place waste or recycling on or behind snowbanks.



Caution With Broken Glass and Sharp Objects

Some Things Should Not Be Placed Out in Your Household Garbage

Sharp items, like broken glass, knives, razor blades and needles can be a serious hazard for both your family and your waste collector. Protect yourself and others by disposing of your garbage in a safe manner.

Place sharp objects in a cut resistant and puncture proof container (such as a cardboard box). Label the container "Sharp object", and set out on your garbage day beside your regular bagged garbage for collection.

Used needles and syringes **must** be returned to a participating pharmacy take back location. Please see page 13 for needle disposal.



Waste set out in an unsafe manner **will not be collected** and residents **can be fined up to \$500** under the Waste Management By-Law No. 5795-06. If you have questions about how to safely dispose of your garbage, contact the Whitby Operations Centre 905.668.3437.

Be Kind to Your Collector!

Be Cautious When Passing

Waste collection vehicles make frequent stops and it can be frustrating when trying to get around them. Keep in mind these are large vehicles and the collector cannot always see you from the stand up side of the truck. Please be patient and only pass waste vehicles when it is safe to do so.



Litter and Illegal Dumping

Littering and illegal dumping take away from the beauty of our parks and community, negatively affects the environment, and endangers the health and safety of residents and our employees.

We think of litter as small amounts of waste that are carelessly (and illegally) dropped onto the ground. It may seem like a little here and there but it adds up fast! Illegal dumping includes the dumping of household garbage bags, yard waste, furniture, and other types of garbage in or on:

- Roadsides
- Parks and public spaces
- Private property without permission
- Public or private garbage bins and litter containers.

Visit [whitby.ca/waste](https://www.whitby.ca/waste) to learn how to properly dispose of your waste and keep Whitby beautiful!

Whitby By-Laws

The Town has several by-laws intended to help keep the community safe, clean and inviting. To learn more about Whitby's municipal by-laws, visit [whitby.ca/bylaws](https://www.whitby.ca/bylaws).

Know Before You Throw!

Blue Box - Containers

- Plastic bottles
- Clear egg cartons
- Fruit and vegetable containers
- Takeout food containers
- Milk and juice cartons
- Metal food and beverage cans
- Plastic tubs and lids
- Single-serve yogurt and pudding cups
- Glass bottles and jars
- Clear plastic takeout cups
- Moulded bakery trays
- Aerosol and paint cans (empty)



Blue Box - Fibers

- Boxboard
- Printed paper, magazines, soft cover books and newspapers
- Cardboard



Green Bin

- Bread, toast, cereal, baked goods and pizza
- Fruit
- Cake, cookies, pie, muffins and candies
- Coffee grounds and filters, tea bags
- Pasta, couscous, potatoes, rice, oatmeal, flour and grains
- Eggs and egg shells
- Meat, fish and shellfish (including bones and shells)
- Paper egg cartons and drink trays
- Vegetables
- Nuts and shells
- Dairy products
- Soiled paper food packaging
- Soiled paper towels, napkins and tissues
- Hair, pet fur, feathers
- Houseplants, fresh flowers
- pet bedding



Residual Waste

- Takeout beverage, coffee cups and lids
- Plastic cutlery, straws and plates
- Pet waste (i.e. kitty litter)
- Plastic wrap and bubble wrap
- Disposable razors*
- Diapers, and sanitary products
- Plant pots/trays
- Furnace filters
- Wooden food crates
- Disposable mop sheets, sanitizing/ cleaning wipes and dryer sheets (never flush these items)
- Broken glass, dishes, light bulbs (place in cardboard box)*
- Toothpaste tube
- CDs, DVDs and coffee pods



(*see page 14)

Whitby's Waste Wizard

See Whitby's Waste Wizard at whitby.ca/waste for guidance in sorting your waste.



Blue box inquiries:

1-800-667-5671 ■ waste@durham.ca ■ durham.ca/waste

Green bin or Residual waste inquiries:

905.668.3437 ■ pw.operations@whitby.ca ■ whitby.ca/waste



Whitby Operations Centre

333 McKinney Drive, Whitby, ON L1R 3M2
Hours: Monday to Friday, 7:30 a.m. to 4:00 p.m.
905.668.3437
pw.operations@whitby.ca
whitby.ca/waste

Contact us about:

Green bin (organic) waste,
residual (garbage) waste,
yard waste, special collections

If this information is required in an alternate accessible format, please contact the Town of Whitby at 905.668.5803.



Durham Region Waste Management Centre

P.O. Box 623, 4600 Garrard Road, Whitby, ON L1N 6A3
Hours: Monday to Friday, 8:330 a.m. to 4:30 p.m.
905.697.5300 or 1.800.667.5671
waste@durham.ca
durham.ca/waste

Contact us about:

Blue box collection, extra or replacement blue boxes, extra or replacement green bins, backyard composters



@TownofWhitby

FSC logo
here

13 cm (wide) by 9 cm (tall)

Keep Whitby beautiful with our free recycling programs



Find information on accepted products and drop-off locations at productcare.org or call 1-877-592-2972, ext. 239



You Can Return:

- Needles, needles, tips and syring
- Insulin pens
- Lancets
- Other used medical sharps



HEALTH PRODUCT
STEWARDSHIP ASSOCIATION

TAKE IT BACK!

SAFELY DISPOSE OF YOUR USED SHARPS DEVICES
FOLLOW THESE STEPS:

1



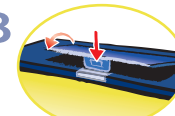
Recap needle and place into approved sharp container offered free of charge at any participating pharmacy.

2



Once the sharp waste has reached the designated fill line, snap lid closed by securing the strip.

3



To permanently close the sharps container, insert the tab into the opening to secure the lid down.

4



Always use an approved sharps container when disposing of used sharps to help reduce the risk of needlestick injuries.

lthsteward.ca • info@healthsteward.ca • 1-844-535-8889